


# CORREA



**Friends of Eurobodalla  
Regional  
Botanic Garden  
Newsletter**

**August 2024**

## Gail Stevens – President



Time flies. It hardly seems much time has passed and we are greeting members again with the latest edition of the *Correa*.

I want to extend our thanks to members for your continued support of the Garden and the end of financial year brought in many welcome donations. Given the cost of living challenges this generosity is particularly appreciated. As always, incoming funds will be directed to support the Garden.

This edition of the *Correa* provides a rundown of the talk presented by Annie Lane, head of the Australian Citizen Scientist Association, on *Citizen Science Trends in Australia* with some interesting insights about the citizen science movement. The talk garnered a lot of interest on the day, including questions about training courses to help ensure people new to citizen science gain skills in an area of interest. I trust you enjoy the article.

Eurobodalla Regional Botanic Garden (ERBG) has gone from a degraded site on Forestry land used to provide material for the Deep Creek Dam earth wall to a well regarded regional botanic garden. Friends and Council, with support from members, local community and multiple funding sources, have reached a point where the community and visitors have access to a truly unique garden with high quality facilities throughout. In the last edition, I mentioned the committee would be reviewing our strategic plan in line with both complementing the ERBG strategic plan and considering our future direction given the point we are at. We look forward to continuing to assist ERBG to be the very best it can be.

Finally, while doing my research as grant writer for Friends, I occasionally come across some work being done in other regions that may be of interest to members. For example, in one region a network of bushland reserves was created 30 years ago to preserve the landscape and prevent further deterioration of habitat. However, many wildlife corridors linking these reserves now had limited functionality, and with the current expansion of urban development, there is an increasing probability of biodiversity loss in this area. The project seeks to engage landholders to improve or establish new corridors in this area.

If members are interested in learning of efforts, in other areas, of using native plants as part of the solution to a problem, I would be happy to provide some articles in future *Correa* editions. Drop a line to [friends@erbg.org.au](mailto:friends@erbg.org.au) so we can gauge the level of interest.

Finally, you may recall Friends of ERBG hosted the 2022 Australian Association of Friends of Botanic Gardens (AAFBG) conference. AAFBG's 2024 conference will be hosted by Friends of Maroochy Regional Bushlands Botanic Gardens. See more information later in this edition.

You will also see later in this edition information about the last two talks of the year. Both look very interesting and I would encourage you to attend. The first talk on 21 September in the Banksia Room is by Peter Olde, an internationally recognised authority on our beautiful Grevillea. Later, on 19 October in the Spotted Gum Pavilion Luke Sweedman, plant collector for W.A.'s Kings Park for over 30 years, reviews his career.

## Eurobodalla Walkers

Eurobodalla Walkers held their 35th birthday BBQ in the Pavilion at ERBG on June 5th, attended by 25 people.

One of the members, Diana Williams, sent this message:

***We had the most beautiful walk down past the slippery slides, back round up the hill and up to the dam. A magic day for walking.***

***We are so fortunate to have the Garden: there was such foresight in its establishment; its calm tranquillity is a salve for uncertain times; its clever place-making/way-finding design welcomes a wide variety of ages and abilities; the bird and animal life is a great joy.***

***We just love the Garden.***



Photo: Ros Koenig.

Front Page photo: Ken Foster

# EUROBODALLA KOALA SEMINAR

## Celebrating and Protecting Our Iconic Guraban (Koala)

Join us on Threatened Species Day, the 7th of September, to learn about one of our most treasured yet threatened species in NSW, particularly within the Eurobodalla Shire. Yes, we have koalas!

The Eurobodalla Koala Project (EKP) has been active for over 12 years. In this seminar you will learn about EKP's work, the successes of our recent drone surveys identifying koalas and other wildlife, and explore our interactive story map of Guraban (Koalas) in our shire and neighbouring LGAs. Discover opportunities to establish koala feed tree corridors. Guest speakers from the NSW Koala Team will discuss connecting South East corridors, and our final speaker will address the future of EKP and koala conservation in Eurobodalla.



**When:** Saturday, the 7th of September

**Seminar:** 10:00 AM - 12:00 PM

**Guided Walk:** 1:15 PM - 2:30 PM Join us after the seminar for a guided walk through the Botanic Garden to identify koala-friendly feed trees.

**Where:** Eurobodalla Regional Botanic Garden

**Cost:** Free

**Bookings:** For ALL the event details and to secure your ticket scan here



SCAN ME

### More Information

**Looking forward to seeing you there and working together to protect our koalas!**

OR visit our website  
[www.eurokoalas.com](http://www.eurokoalas.com)

### Acknowledgements:

This project received grant funding from the Australian Government under the Saving Koalas Fund

Threatened Species Commissioner

Department of Climate Change, Energy, the Environment and Water

The Coastwatchers Association

Friends of the Eurobodalla Regional Botanic Garden

## Creating a cottage garden with indigenous plants

Heather Haughton

In the May edition of *Correa*, we ran a piece on plants for gardens with sandy soils. For this issue, *Correa* invited some more Friends of ERBG to write about how they approached creating a cottage garden.

If typical characteristics of a cottage garden are those depicted within the *Naturescape* project at ERBG, then we'll aim for a meandering, cheerful ambience, abundance of flowers, and a design that works well for small areas. *Correa* thanks Judy Carpenter and Sally Edsall for sharing their stories, Lesley Vincent, Peter Haughton and Sally Edsall for photos, and Di Clark for her horticultural expertise. In an article Di wrote for the Australian Plants Society, SE NSW Group, (April, 2020) she posed the question:

"..... where do native plants fit into this picture? I have been using native plants in my gardens for a long time now, and actively choose to do this. Some of the most beautiful gardens I have seen have been well pruned, well designed native gardens. Gardens that blend in with the house and the surrounding environment. How do I do this in my garden, which is already full of plants?"

In partial answer to her own questions, and quoting Shane Doherty, a professional landscape designer and ERBG volunteer, Di wrote:

"There are so many issues to consider when thinking about your garden. Shane's renovation advice is to clear ruthlessly, prepare well and have a good idea of how you want your garden to look before you start planting. Not as easy as it sounds. But a wonderful way to spend the day."



Judy Carpenter, a regular Meet & Greeter, says she is attempting a cottage garden approach in her place at Long Beach, but freely admits she gets the full force of winds off the Bay and hasn't had a great deal of success. She is being modest – she has a very nice garden. Five years ago she planted potatoes on what was a narrow front lawn, covered the site with mulch, and later enjoyed both the potatoes with the roast lamb and their legacy of good garden soil. She aims for variety which is integral to a cottage style but also is a case of seeing what will withstand wind and salt on a south facing block.



To mitigate wind, she has planted low shrubs on both the house side of a one metre high brick fence, and the outer (nature strip) side: *Westringia* sp., *Indigofera australis*, *Correa alba*, *Banksia spinulosa*, *Chenopodium candolleanum* (Seaberry Saltbush), Lavender, *Acacia cognata* (Bower Wattle or River Wattle), *Grevillea lanigera* (Woolly Grevillea) and *Phebalium squamulosum* (Scaly Phebalium) with its golden flowers in winter, are all growing well and will eventually block the brick wall by meeting over its top. Most plantings were sourced from ERBG.

Ground covers on the former lawn include *Ajuga* whose purple-bronze leaves contrast admirably with silver-grey *Spyridium parvifolium* (Dusty Miller) bordering the fence, *Scaevola aemula*, clumps of *Poa*, *Lomandra*, *Crowea* and lots of violets and *Alstroemeria* (Peruvian Lily).

Judy says "I have been trying to add regional coastal plantings for the birds especially, however they're mixed up with exotics which were here when we inherited our home and which I haven't been brave enough to remove!" Proof positive: Fairy Wrens are nesting in *Diosma*. And some of those exotics add a differently coloured foliage.

Let's add some vegetables to the mix: sweet potato and asparagus grow in the front cottage garden as well. The back garden will need a whole new article on its own: a dozen different fruit trees, another dozen different herbs and vegetables plus attractive flowering plants. Perhaps we could also persuade Judy to write about a very determined echidna!

Continues next page

Continued from previous page

Sally Edsall's front garden in Rosedale occupies a sloping block which six years ago, was bare clay. Copious quantities of gypsum went in first, followed by loads of decent soil to form the basis of mounds delineated by large rocks, weathered timber and a winding gravel path. This is a cottage garden writ large. No pesky annuals here, but dense banks of flowering shrubs graduating in height from low growing *Grevillea* 'Bronze Rambler' through *Callistemon citrinus* 'White Anzac' and *C. subulatus* 'Brogo Overflow' to *Alyogyne huegelii* (Native Hibiscus) on the fence, screening the house from the street. Sally notes that she's had success with West Australian varieties of Native Hibiscus – perhaps because ours is a relatively mild climate? A shrub with lovely silver foliage is *Eremophila nivea*. Familiar faces include *Correa alba*, *Banksia spinulosa*, and *Thryptomeme sp.* with its masses of tiny pink flowers and all three of these in a direct line of sight from a timber seat that catches late afternoon sun.



Architectural contrast is provided by *Acacia cognata*, kept well pruned, and many Kangaroo Paws which Sally says 'replace your typical English cottage garden plant, the foxglove', and which when pruned, create the drift of colourful flowers typical of the aforementioned cottage garden. Small trees like *Elaeocarpus reticulatus* (Blueberry Ash) provide more contrasting forms.

In small spaces in between the shrubs, you can find *Chrysocephalum apiculatum*, *Pelargonium austral* (Native Pelargonium), *Rodanthe chlorocephala* (Paper Daisy), *Scaevola* sp., and Native Violets. Larger ground covers include Pigface and spreading shrubs like *Melaleuca thymifolia* (Honey-myrtle), *Grevillea pinaster* 'Silk Carpet', a WA variety and *Grevillea rhyolitica* (Deua Flame Grevillea).



Furthermore, Sally delights in "an abundance of birds attracted by all the nectar, and of course the magpies and kookas love it when I turn over the soil and uncover lots of juicy worms!"

For further inspiration, head down to the *Naturescape* project at ERBG where you will see the following list:

### Plants featured

|                    |                               |
|--------------------|-------------------------------|
| Toothed Daisy bush | <i>Olearia tomentosa</i>      |
| Golden Everlasting | <i>Xerochrysum bracteatum</i> |
| Winged Everlasting | <i>Ammobium alatum</i>        |

### Shrubs and trees

|                      |                                |
|----------------------|--------------------------------|
| Blueberry Ash        | <i>Elaeocarpus reticulatus</i> |
| Rice Flower          | <i>Ozothamnus diosmifolius</i> |
| Heath-leaved Banksia | <i>Banksia ericifolia</i>      |

### Ground covers

|                   |                        |
|-------------------|------------------------|
| Ivy-leaved Violet | <i>Viola hederacea</i> |
| Fairy Fan Flower  | <i>Scaevola aemula</i> |
| Austral Bugle     | <i>Ajuga australis</i> |



A sea of yellow *Chrysocephalum apiculatum* makes a wonderful cottage garden plant and flowers all year (Leslie Vincent)

## Final Friends' talks for 2024

Mar

The two final Friends' talks for the year are scheduled for 21 September in the Banksia Room (Peter Olde) and at the Friends' AGM in the Spotted Gum Pavilion on 19 October (Luke Sweedman). Both talks will be interesting and we are hoping they will garner a lot of attention. For this reason, from this point we intend using Eventbrite booking to manage numbers. As usual, Friends will take priority and these talks are free for members but where there is significant community interest and available seating we may offer some seats at a fee to non-members. Any money raised will, of course, go to the Garden. Below please see a brief background on both speakers.

### PETER OLDE



**Peter Olde** is internationally recognised as being a pre-eminent authority on the *Grevillea* genus. Peter co-authored (with Neil Marriott) the *Grevillea* Books in three volumes and these have become the seminal works on the genus *Grevillea*.

Peter is a life member of the Australian Plant Society of NSW, a Medal of the Order of Australia recipient in 2020 for his service to Australian native flora and continues to name and describe new species of *Grevilleas*. There are currently 377 recognised species and 99 subspecies making it the third largest genera of plants after *Acacia* and *Eucalyptus*. There are new species being found regularly and some of the most exciting new finds have been on our doorstep in the Southeast.

In this interactive discussion illustrated with slides, Peter will be talking about the *Grevilleas* of the south coast of New South Wales, Canberra and northern Victoria. There are a number of new species, mostly unnamed, as well as many interesting species that have been named in the last few decades.

**We encourage your participation by bringing along flowering specimens for identification if you have them.**

### LUKE SWEEDMAN

**Luke Sweedman** worked in the role of Plant Collector for the Western Australian Government at Kings Park for over 30 years. During that time the role of seed collector evolved from glass jars on shelves to state-of-the-art seedbanks storing seeds for long term conservation programs. Luke was heavily involved in the development of the Millennium Seedbank Project (MSBP) in the United Kingdom and became the second highest contributor of species in the world. As a trainer with the MSBP Luke has provided training programs on seed collection and storage in Kenya, Tanzania, Portugal and Saudi Arabia.

Luke is co-author of *Australian Seeds, (A guide to their Collection, Identification and Biology 2006)*, together with David Merritt.

Luke has discovered a number of new plant species including being the co-discoverer (with Steve Hopper) of the species named after him, *Eucalyptus sweedmaniana*



In this light hearted look at his career Luke will include his claims to have visited everywhere in WA except for 2 places, his 30 minute audience with the King of England and staying at the Directors of Kew Gardens house in London and cooking dinner.



# High Tea with Jackie French



Join us for an elegant high tea in the Banksia Room and a live via zoom presentation by entertaining and award-winning author Jackie French.

Jackie will delve into gardening myths as she presents 'Garden Fictions & Fictions with Gardening'.



You will also enjoy a fine selection of delicious sweet and savoury treats with tea and coffee.

**Where:** Eurobodalla Regional Botanic Garden Banksia Room

**When:** August 17, 2.45pm-4pm

**Cost:** \$60

**Bookings essential:**

<https://www.erbg.org.au/news-and-events/upcoming-events>

For more information:

e. [contact@erbg.org.au](mailto:contact@erbg.org.au)

or ph: 44712544



SCAN ME

## Eastern Yellow Robin

Geoff McVeigh



The Yellow Robin can be sighted in many places in the Garden. I have mostly seen it in the Arboretum, the Deep Creek Track and along the Deep Creek.

It is a small beautiful grey bird with a yellow front and yellow above the tail between the wings. The male and female are identical except the female is slightly smaller but good luck with that.

They can be difficult to spot when flying around despite their bright yellow colouring.

It is a hunter and when looking for prey it will sit on posts, sprinklers, and tree branches or cling to

tree trunks. The yellow colouring then stands out. It swoops to the ground and catches worms or spiders and other insects. At times it bashes its prey against a branch or the ground. I assume dead prey cannot escape.

It obligingly sits still and poses for photos. In reality it is sitting still to catch prey.

It nests in forks of shrubs or small trees. The nest is built by the female. It is a bowl shape using grass, leaves, lichen, twigs and is held together with spider web. The female sits on the eggs. The young birds are brown with some yellow intermingled. They are typical young birds and are inquisitive so may watch you.


It is currently the most observed species on iNaturalist at the Garden.

## Mystery Bay Bioblitz – Explore Nature during Science Week 2024

This is a chance to explore the diverse ecosystems of Mystery Bay, learn to use the iNaturalist app and connect with fellow nature enthusiasts. A BioBlitz is a fun-filled, action-packed event where people of all ages and experience levels work together to uncover the amazing diversity of life in a specific location, all within a set time limit.

No experience is necessary! Whether you're a seasoned naturalist or simply curious about the wonders of nature, the Mystery Bay Bioblitz welcomes everyone. There will be experts on hand to guide you and answer your questions - our team includes

botanist Jackie Miles, iNaturalist guru Thomas Mesaglio and local naturalists. Over lunch Susan Rhind will discuss recent sightings nearby of the rare and elusive Brush-Tailed Phascogale.



Corunna Lake near Mystery Bay - Mandy Anderson

Evening Spotlight Walk - Saturday August 17 Daytime Walks & Talks - Sunday August 18

More information at [budawangcoast.org.au](http://budawangcoast.org.au)



Mystery Bay & Gulaga - Phil Warburton

## *Jenny Vine, an ERBG volunteer from way back, talks to Sue Grahame about her propagation work*

I visited Jenny at the Garden on a Wednesday morning, a time she usually attends as a plant propagator. We have known each other for a long time through our membership of the Australian Plants Society and of the Friends of ERBG but haven't worked together on propagation. Her work as a volunteer is long-standing – not just as a propagator but includes her dedication to 'stock plants'.

Jenny said she first came to the Garden regularly as a volunteer after John Knight was appointed as Supervisor by Council in 1992. Then the Garden was named the Eurobodalla Native Botanic Gardens. Before that the Friends had held working bees on weekends to develop the area but that time did not suit as Jenny and her husband Ralph, also an early volunteer, often had visitors then.

Collecting plants from the region was a large part of the job in the early days. One day would be spent collecting plant material from the defined region. Sometimes trips included an overnight stay such as when they went to Tuross Falls. Jenny and Ralph and others would camp then. Plants would be propagated from cuttings or seeds on return. They made calico bags for the seeds to dry in which were hung out in a dry atmosphere in the recently completed staff quarters.

Jenny came because she liked propagating. In her Canberra days she had enrolled in a horticulture certificate course at the Weston campus of ACT TAFE to learn about propagation and botany. Propagation was relevant because the block they had bought at Mogendoura, near Moruya, was granite based so only some plants were suitable.

In the early days lots of mass production of plants was needed for orders for Landcare and the like. Around the time that Michael Anlezark was appointed, mid 2012, she and fellow propagation volunteer, Jo Benyon, began to concentrate on propagation from 'stock plants'. This required a collection of mature plants in pots in the nursery area. It saved time, distance and energy for volunteers to find cutting material in the ERBG. Jenny tries to replenish them as necessary. Other volunteers working on different days are also keeping them healthy. Around five plants of each species grown from cuttings are kept in garden beds or in pots.

The fire at the end of 2019 decimated much of the ERBG plantings but the stock plants survived because the fire jumped over most of the nursery buildings. Some Friends will remember looking after plants for around the first six months of 2020 until the watering system could be restored, shade infrastructure replaced and volunteers could be permitted to attend.

Jenny clearly enjoys her Wednesdays propagating her favourite plants. The picture shows her in the nursery area next to one group of stock plants.

We are lucky to have her as one of our dedicated volunteers. Maybe counting years isn't allowed but you have enough information now to know she has been a propagation volunteer for over 30 years. Her membership of the Friends is even longer.

Thank you, Jenny.



## FERBG Talk Saturday 22 June

Annie Lane

Guest speakers Dr Annie Lane and Bruce Wilson presented an entertaining and informative talk to Friends on Saturday 22<sup>nd</sup> June. Friends' committee member Luke Sweedman organised the afternoon which was attended by around thirty members and guests including some members of Australian Plants Society, SE region. In this edition of *Correa* we report on Annie's presentation *Citizen Science Trends in Australia*, and aim to cover Bruce's talk on *Citizen Science at ERBG* in the next edition.

### Citizen Science trends in Australia

Dr Annie Lane is Chair of the *Australian Citizen Science Association* and *Budawang Coast Atlas of Life*, a citizen science project for the South Coast region. She was previously Executive Director of Environment in the ACT. Now a resident of the NSW South Coast, Annie is a member of FERBG and has volunteered at the Garden. She is also Guerilla Bay's Landcare Coordinator.

### What is citizen science?

Citizen science involves public participation and collaboration in scientific research, with the aim of increasing scientific knowledge. Citizen scientists can be involved in multiple phases of the research process, although involvement in the collection and analysis of data is most often a key component.

Citizen science is used in many sectors including health (think Covid), astronomy and biosecurity. And it happens everywhere, even in Antarctica, where water quality, habits of shore birds, and cloud cover are recorded.

### The Power of Citizen Science

1. **Inclusivity:** Being inclusive allows a diverse range of people to contribute their perspectives, expertise, and insights, leading to more comprehensive and representative results. It is a perfect training ground for young scientists in a range of disciplines.
2. **Data Collection and Analysis:** With more people involved, larger and longer-term datasets can be generated and analysed, potentially accelerating research and enhancing the quality of findings.
3. **Community Empowerment:** Citizen science empowers communities to address local issues that matter to them. Whether it's monitoring environmental changes, tracking wildlife populations, or studying public health, communities can actively participate in research that directly impacts their lives. As people learn more about their patch and commitment to their place strengthens, so does the passion to protect and conserve it.
4. **Health and wellbeing:** citizen science provides a connection to place and nature. The physical and mental health benefits of being in touch with nature are well documented.

### The growth of citizen science

Citizen scientists make an enormous contribution to improving our understanding of biodiversity. Figure 1 shows the number of records in the national biodiversity database, the Atlas of Living Australia, from 2010 to 2021. The Green area shows records contributed by citizen scientists and purple area shows records contributed by all other sources combined.

The explosion in citizen science participation is due to a range of factors. Certainly, interest increased post-bushfire, and also during the pandemic when people had time on their hands and were restricted to their home range. Most important though is the advancement in technology, i.e. mobile applications and artificial intelligence.

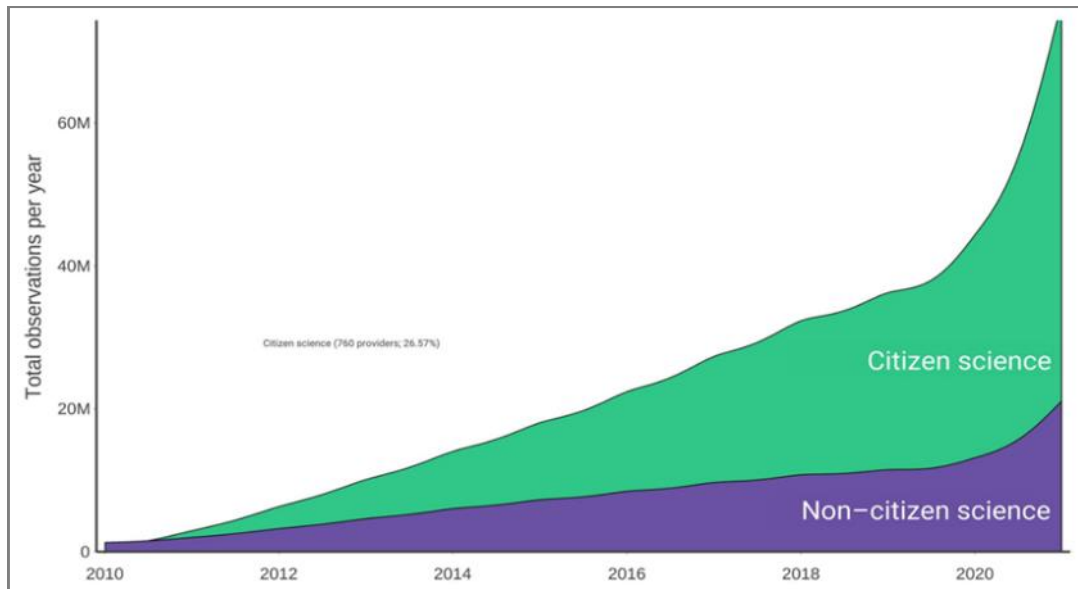
There are now hundreds of citizen science projects in Australia. Examples include:

A study of [Gang-gang Nests \(tree hollows\) Search · iNaturalist](#): observing Gang-gang cockatoo nesting behaviour, breeding success, diet and nesting site characteristics. When the project started, few nest sites were known in ACT, but now around 60 nests have been identified, most in the ACT, but also on the South Coast and in Victoria. It is thought that numbers are declining because of predation, competition for nest sites, and removal of hollow bearing trees. Climate change affects available food, habitat and breeding success (or lack thereof). In a separate but related project, artificial nests (nest tubes) have been installed at Broulee in collaboration with the Shire Council to test whether Gang-gangs will use the tubes for nesting.

[FrogID](#) documents the occurrence of frog species through recordings of calls. This enormous dataset, created by over 23,000 people, spans the continent (Fig. 2). Thanks to those people it is possible to document the true species diversity, distributions and breeding habitats of Australian frogs with high geographic coverage, and spatial, temporal and taxonomic accuracy never before possible.

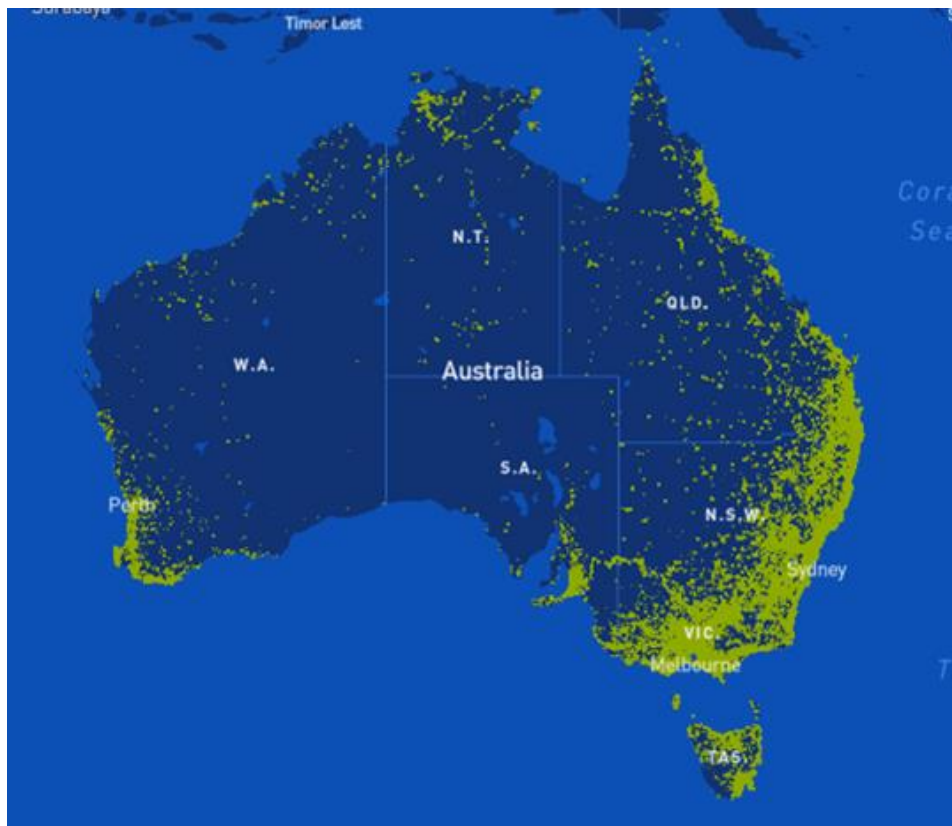
*Continued next page*

Continued from previous page



**Fig. 1 Proportion of the total number of records added to the Atlas of Living Australia from 2010 to 2021 collected using citizen science or non-citizen science methods.**

Roger, E et al. 2023. Open Access Research Infrastructures are Critical for Improving the Accessibility and Utility of Citizen Science: A Case Study of Australia's National Biodiversity Infrastructure, the Atlas of Living Australia (ALA). *Citizen Science: Theory and Practice*, 8(1): 56, pp. 1–15. DOI: <https://doi.org/10.5334/cstp.564>



**Fig. 2. Frog records across Australia, the volume and extent of which would be impossible without citizen scientists. Source: FrogID database contains over 600,000 recordings of frog calls and 225 species have been identified.**

*continued next page*

Continued from previous page

### There's an App for that!

A breath-taking quantity and variety of apps are available. Examples include water, air and noise pollution; Climate Watch (records behavioural changes in over 180 species of flora and fauna along fixed tracks); CoastSnap (logs shore dynamics, informs timing of dredging and replenishment of sand); Frog ID, run by the Australian Museum; eBird, used by many of Eurobodalla's local bird-watchers; RedMap logs verified sightings of uncommon marine species and is useful in tracking invasive species. The southward movement of 77 species has been verified; Nature Mapr concentrates on ACT and the South Coast; and iNaturalist, a world-wide and most popular, hosting 1200 projects including *Budawang Coast Atlas of Life (BCAL)*, *Plants of Eurobodalla* and *Life in the ERBG*. Once records are verified they flow to the *Atlas of Living Australia*, the national biodiversity database.

### What makes a Citizen Science project successful?

One model project in which people from the South Coast participated was the aforementioned Gang-gang Cockatoo project.

The project includes all the key ingredients for a successful citizen science initiative. It's led by a passionate scientist who highly values their Citizen Science community, regular updates are provided on project findings, guidance is given on aspects like observation techniques and data recording, contributors are acknowledged in project communications and publications, and benefits are derived for science and participants. This project is a genuine partnership of people with a shared interest and it's generating new knowledge that will help to conserve this iconic threatened species.

### Challenges and misconceptions

A common misconception is that citizen science doesn't need investment or structure. Projects require leadership, design, training, regular communication between leaders and participants, reviewing and renewing to keep participants engaged and committed.

Structure, such as standardised approaches to data collection and monitoring protocols will help to ensure that data is robust and can be used in research and policy.

The science community can be sceptical about the value of citizen science to research, that citizen science data is inaccurate. In fact, there are no more errors in citizen science information than in other forms of science information. Government departments could make better use of citizen science information, for example, in developing policy and strategies and assessing development applications.

### Australian Citizen Science Association

The *Australian Citizen Science Association* was established in 2014. It is a member-based volunteer organisation that advocates for citizen science. It's part of a world-wide movement and on this continent has regional chapters in five states. The next citizen science bi-annual conference will be held in Melbourne in 2025.

### Budawang Coast

The *Budawang Coast Atlas of Life* was established in 2018. It covers all of Shoalhaven Shire and half of Eurobodalla, but that is about to change to the entire Shire in early August 2024. BCAL aims to document biodiversity of the region, share knowledge through education and training events, and be a focal point for community and researchers.

BCAL's iNaturalist project achieved 100,000 observations in January 2024. As of June 2024, BCAL has over 110,000 observations of 6,715 verified species, contributed by about 3,700 people.

During Science Week 2024, BCAL, in partnership with Eurobodalla Landcare and supported by funding from Inspiring NSW, will be running a Bioblitz at Mystery Bay on Saturday evening 17 August and all day Sunday 18 August.

For more information, go to websites such as:

<https://budawangcoast.org.au>

[Australian Citizen Science Association](#)

[BCAL – iNaturalist](#)

## Dark Emu by Bruce Pascoe – Kate Nockels book review



The revised edition of Bruce Pascoe's book is currently being sold in the Garden shop for \$23. This work is life changing in that it completely upends a lot of the ideas average Australians have held about indigenous culture before the arrival of Europeans in Australia.

The book's title says it all really: *when Europeans see a constellation in the night sky they see the shape outlined by the stars. When indigenous people view the night sky they see the shape left by the space between the stars.*

Pascoe's argument is that First Nations people were not simply "hunter/gatherers". They did build houses, they sowed crops and irrigated and tilled the land. They altered the course of rivers, sewed clothes and developed extensive trade routes throughout the continent. He gathers his evidence from the reports of the early European explorers and the journals of the early settlers who observed and recorded their experience of first encounters.

The book has been controversial since its publication but it is essential reading for anyone who wishes to understand the complexity of First Nations' history.

## Acacia Binervata – Two-veined Hickory

Helen Kay

Many years ago, Dave and I noticed a small stand of what we thought was an unusual acacia beside the track leading to Mullimburra Point. At the time Dave was volunteering at the ERBG herbarium and took a sample in and asked Jenny Liney, the Curator, what it was. She quickly identified it as an *Acacia binervata* and asked that we take her along so that she could collect some proper herbarium specimens (rather than the scrappy bits he'd collected). Since then, I've always been on the lookout for them and, despite reading that this is a common species, only see a few other trees on our regular walks.

*Acacia binervata* whose common name is Two-veined Hickory grows along the east coast of Australia from Narooma to Mt Tambourine in southern Queensland and as far west as Mittagong. It is less common in drier areas.

**Acacia** comes from the Greek Akakia, which refers to an Ancient Greek preparation made from one of the many species; the name of which derives from akis, meaning "thorn" – referring to the thorns of species in Africa. **Binervata** is from the Latin *bi-* (two) and *nervus* (nerve), referring to the phyllodes having two, though often three to five, prominent longitudinal nerves (veins). It has dark brown scaly bark, and its leaves are wider than the more common coastal wattle, with two prominent veins running lengthwise along the leaf. Its flowers are different too; they form many spherical flower heads as distinct from the cylindrical flower spikes of the coastal wattle. It flowers between August and November.

### **Acacia binervata - Two-veined hickory**

The species often grows along the interface between forest and cleared land, where it sometimes forms dense thickets. It grows on moist sites in sandy or basaltic soils as a part of tall sclerophyll forest on the margins of rainforest communities.

This wattle is fast growing and at maturity has a dense crown. It is a popular choice for bush regeneration projects and often planted to provide shelter for rainforest plants.



Drawing of *Acacia binervata* From *The Flowering Plants and Ferns of New South Wales - Part 5 (1896)* by J H Maiden (1896)

(source: Eurobodalla Natural History Society newsletter July 2024)

# The Challenge of Change

Relationships - Volunteering - Climate - Technology

## 2024



**AAFBG  
CONFERENCE**



**23 - 26 August**

**Maroochy Regional Bushland Botanic Garden**

**Join us as we tackle the big issues and explore solutions**

- to create rewarding **relationships**
- to work well with **volunteers**
- to identify opportunities within a changing **climate**
- to employ **technology** that enhances our message and effectiveness.

**Keynote speaker: Dale Arvidsson, Curator of Brisbane Botanic Gardens.**

**Pre and post conference tours of Sunshine Coast Gardens.**

**Twilight welcome drinks and Handbury Award presentations.**

**Conference Dinner at Mooloolaba Beach.**

### Key Takeaways

You will leave armed with a portfolio of experiences gleaned from Gardens around Australia. Learn what has worked and what hasn't, as well as:

- **valuable information**
- **new networks**
- **actionable ideas**

to share with your Friends group.

For further information

**[www.FriendsBotanicGardens.org](http://www.FriendsBotanicGardens.org)**



images: Visit Sunshine Coast



## Friends Committee 2023-24

**President: Gail Stevens:** [gailstevens54@outlook.com](mailto:gailstevens54@outlook.com)

**Vice President & Public Officer:**

**Treasurer: Sue Cogger:** [cogger.sue@gmail.com](mailto:cogger.sue@gmail.com)

**Secretary:**

**Membership secretary: Chris Bendle:** [chrisbendle7@gmail.com](mailto:chrisbendle7@gmail.com)

**Ex officio: Michael Anlezark:** Garden Manager: 4474 1217

**Tricia Kaye:** Honorary Herbarium Curator:  
[Tricia\\_Kaye@hotmail.com](mailto:Tricia_Kaye@hotmail.com)

**Newsletter:** Trish Richardson: [pararr1@bigpond.com](mailto:pararr1@bigpond.com)

### Committee

**Steve Winslade:** [steve.winslade21@gmail.com](mailto:steve.winslade21@gmail.com)

**Sharon Winslade:** [sharon.winslade@gmail.com](mailto:sharon.winslade@gmail.com)

**Luke Sweedman:** [luke.sweedman@gmail.com](mailto:luke.sweedman@gmail.com)

**Glynis Whitfield:** [glyniswhitfield9@gmail.com](mailto:glyniswhitfield9@gmail.com)